

Scaled data based on original data using
LM-79-08 Approved Method: Electrical and Photometric Measurements of Solid-
State Lighting Products

Test Report Prepared for
Cooper Lighting Solutions
(formerly Eaton)

Brand: McGRAW-EDISON

Report Number: P386803

Luminaire Tested: **GWC-SA2C-730-U-RW**

Issue Date: 3/3/2020

Test Information

Test Method: LM-79-08
Report Number: P386803
TEST IS SCALED FROM IESNA LM-79-08 TEST DATA (G2-1903-205-7)
Test Lab: INNOVATION CENTER
Issue Date: 3/3/2020
Manufacturer: COOPER LIGHTING SOLUTIONS (FORMERLY EATON)
Product Line: MCGRAW-EDISON
Catalog Number: GWC-SA2C-730-U-RW
Description: GALLEON WALL LUMINAIRE
(2) 70 CRI, 3000K, 1050mA LIGHTSQUARES WITH 16 LEDS EACH AND RECTANGULAR WIDE OPTICS
Light Source: -
Ballast/Driver: ELECTRONIC DRIVER

Summary

Lumens per Lamp: N/A
Luminaire Lumens: 13741 lumens
Efficiency: N/A
Efficacy: 121.6 lumens/watt
Luminous Opening: Rectangular (W 1' x L: 0.5' x H: 0')
IES Classification: Type III - Short
BUG Rating: B3 - U0 - G3

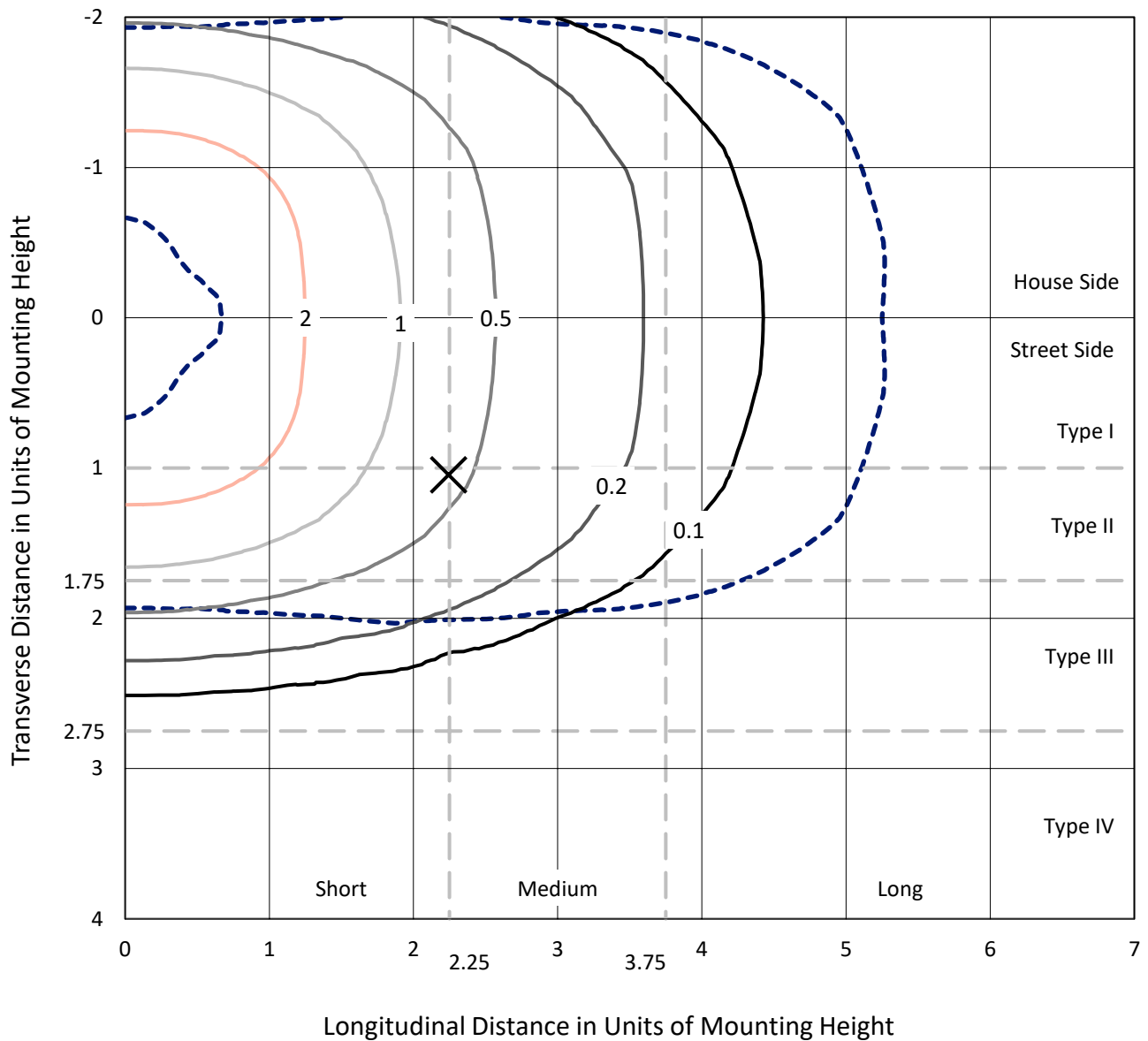
Input Watts (W): 113
Input Voltage (V): NR
Input Current (Ain): NR
Voltage Rise (V): NR
Power Factor: NR
Total Harmonic Distortion (THDi): NR
Frequency (hertz): 60
Stabilization Time: NR
Operation Time: NR
Ambient Temperature (°C): NR
Test Distance: 24 FT



REPORT NUMBER: P386803
 CATALOG NUMBER: GWC-SA2C-730-U-RW

Iso-Footcandle Lines of Horizontal Illumination

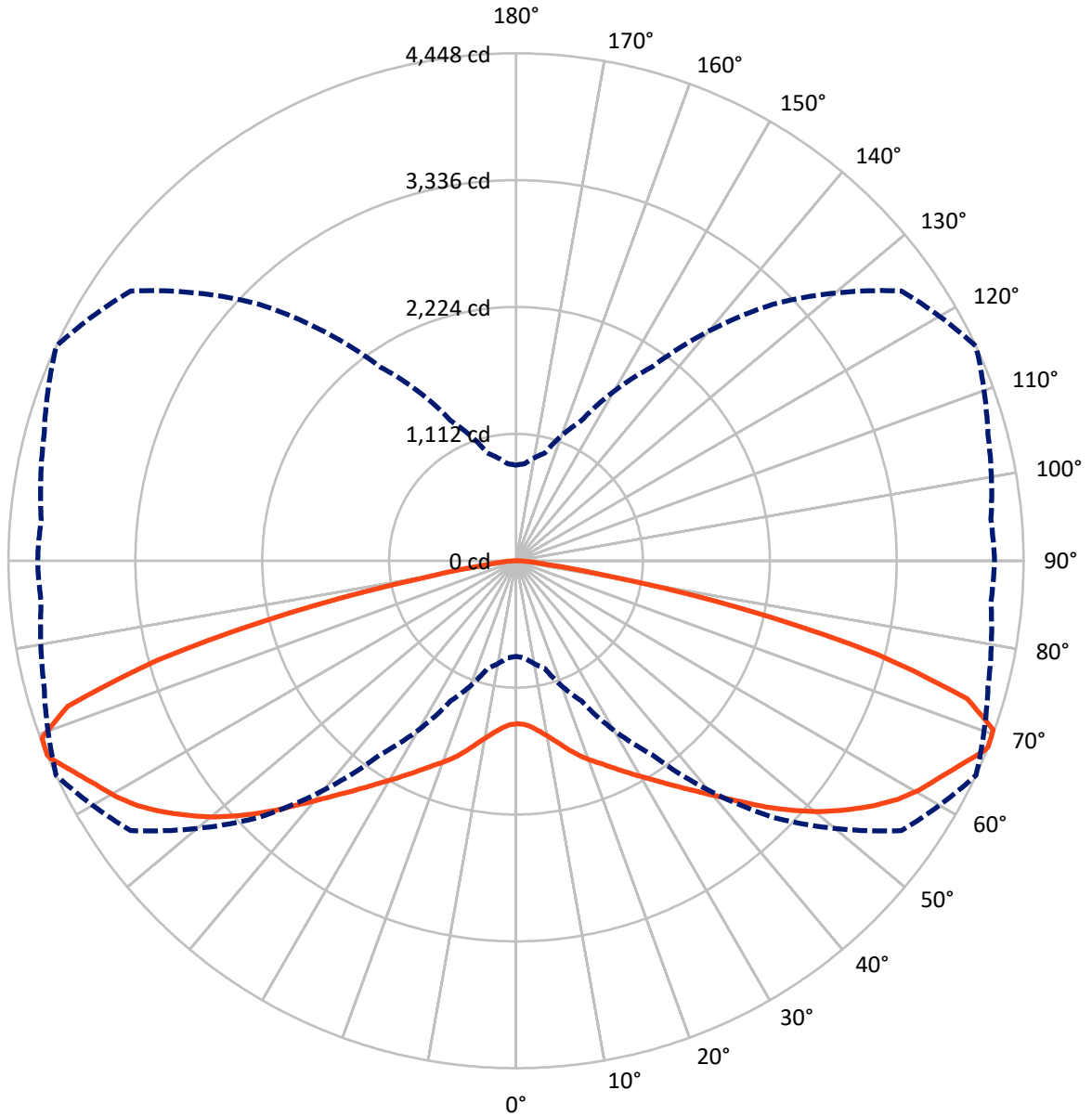
✕ Max cd
 - - - 1/2 Max cd



Based on 20 foot mounting height. Maximum calculated value = 4 fc
 Type III - Short - N/A

REPORT NUMBER: P386803
CATALOG NUMBER: GWC-SA2C-730-U-RW

Luminous Intensity Polar Plot



— Vertical Plane Through 65-Deg Lateral - - - Horizontal Cone Through 68-Deg Vertical

REPORT NUMBER: P386803

CATALOG NUMBER: GWC-SA2C-730-U-RW

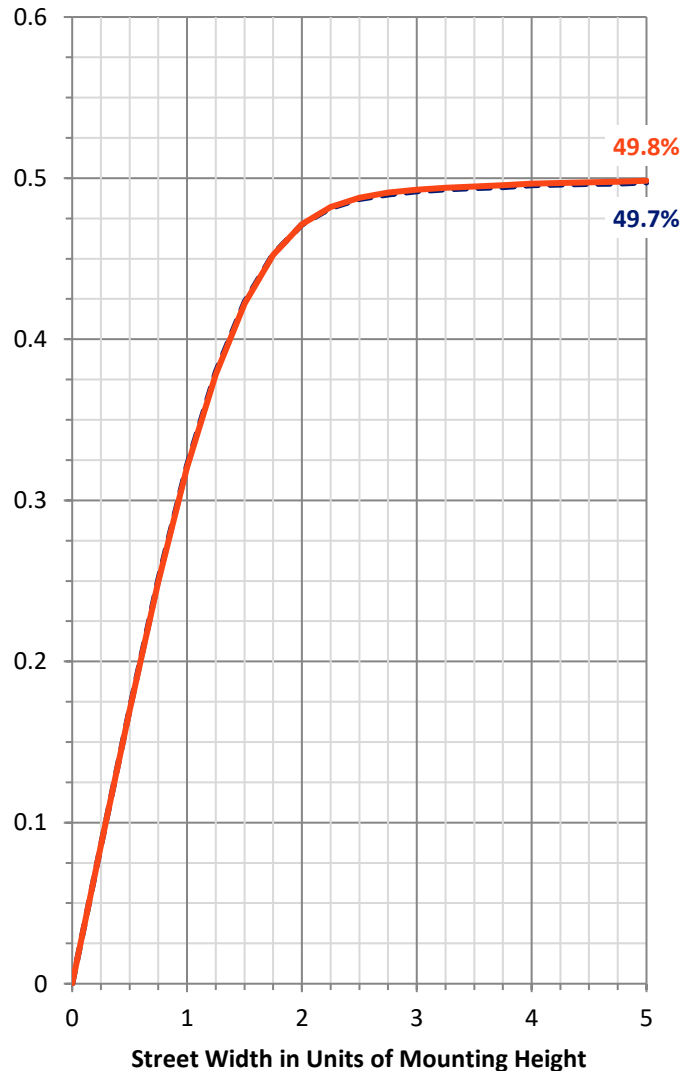
FLUX DISTRIBUTION:

		Downward	Upward	Total
House Side	Lumens	6870.5	0.0	6870.5
	% Fixture	50.0	0.0	50.0
Street Side	Lumens	6870.5	0.0	6870.5
	% Fixture	50.0	0.0	50.0
Total	Lumens	13741.0	0.0	13741.0
	% Fixture	100.0	0.0	100.0

ZONAL LUMENS:

Zone	Lumens	% Fixture
0°-10°	139.9	1.0
10°-20°	468.4	3.4
20°-30°	913.2	6.6
30°-40°	1534.2	11.2
40°-50°	2417.3	17.6
50°-60°	3232.7	23.5
60°-70°	3142.6	22.9
70°-80°	1717.9	12.5
80°-90°	174.7	1.3
90°-100°	0.0	0.0
100°-110°	0.0	0.0
110°-120°	0.0	0.0
120°-130°	0.0	0.0
130°-140°	0.0	0.0
140°-150°	0.0	0.0
150°-160°	0.0	0.0
160°-170°	0.0	0.0
170°-180°	0.0	0.0
0°-90°	13741.0	100.0
0°-180°	13741.0	100.0

Coefficient of Utilization



REPORT NUMBER: P386803

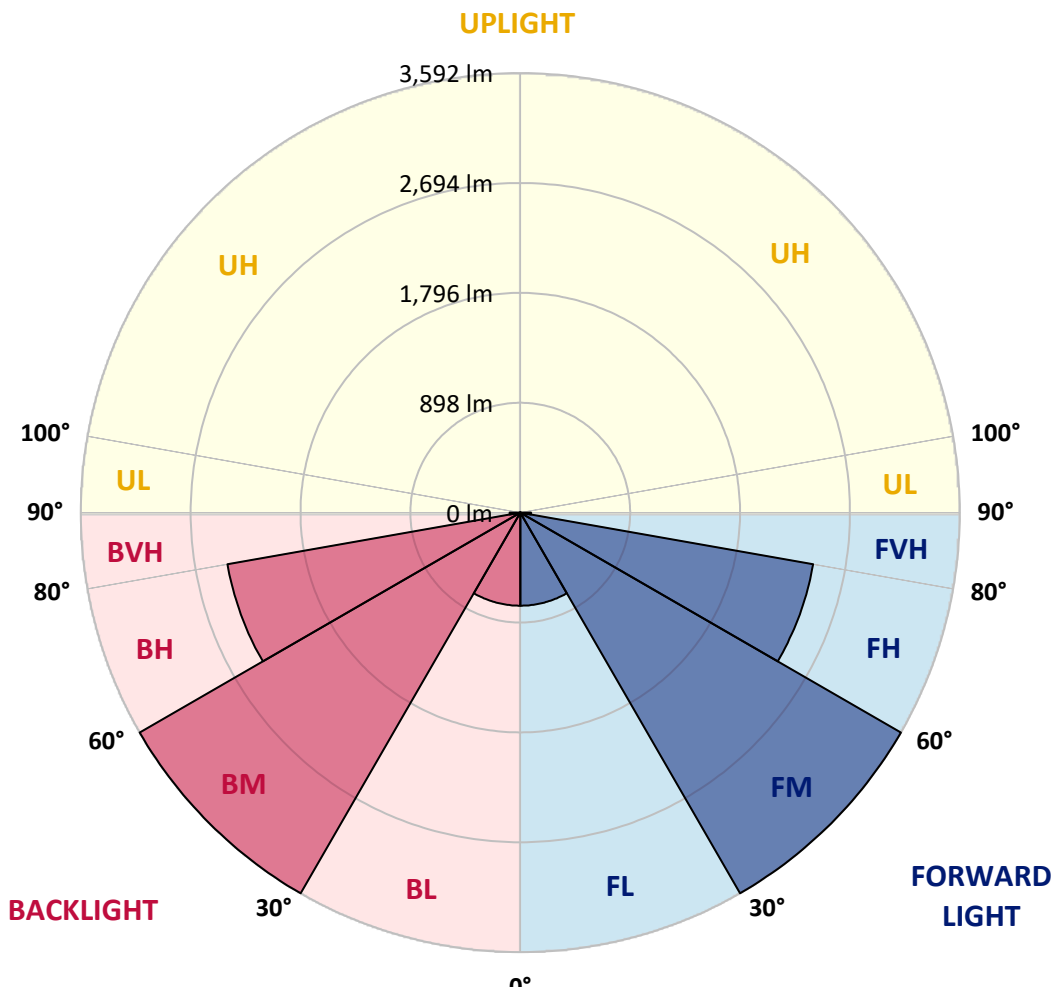
CATALOG NUMBER: GWC-SA2C-730-U-RW

LUMINAIRE CLASSIFICATION SYSTEM LUMEN TABLE AND BUG RATING:

Zone	Lumens	% Fixture	Zone Rating/Lumen Limit		
			B	U	G
FL (0°-30°)	760.8	5.5			
FM (30°-60°)	3592.1	26.1			
FH (60°-80°)	2430.3	17.7			G2/5000
FVH (80°-90°)	87.4	0.6			G1/100
BL (0°-30°)	760.8	5.5	B2/1000		
BM (30°-60°)	3592.1	26.1	B3/5000		
BH (60°-80°)	2430.3	17.7	B3/2500		G3/2500
BVH (80°-90°)	87.4	0.6			G1/100
UL (90°-100°)	0.0	0.0		U0/0	
UH (100°-180°)	0.0	0.0		U0/0	

BUG Rating: B3-U0-G3

Type III Short





REPORT NUMBER: P386803

CATALOG NUMBER: GWC-SA2C-730-U-RW

CANDELA DISTRIBUTION (FULL):

	0°	5°	15°	25°	35°	45°	55°	65°	75°	85°	90°
0°	1428.7	1428.7	1428.7	1428.7	1428.7	1428.7	1428.7	1428.7	1428.7	1428.7	1428.7
2.5°	1418.6	1419.1	1421.4	1424.1	1426.4	1432.4	1433.8	1436.1	1437.0	1439.3	1439.3
5°	1406.2	1407.1	1412.6	1420.0	1428.3	1443.0	1453.6	1465.6	1471.6	1478.0	1477.6
7.5°	1404.8	1407.1	1414.9	1426.9	1440.7	1465.1	1487.3	1511.2	1527.3	1542.1	1541.2
10°	1419.1	1422.8	1433.8	1451.8	1472.5	1502.9	1535.6	1567.9	1596.0	1618.6	1619.5
12.5°	1440.7	1445.3	1462.8	1490.0	1521.3	1560.5	1599.2	1635.6	1674.3	1707.9	1710.7
15°	1469.3	1475.3	1501.5	1542.1	1590.0	1636.5	1678.0	1715.3	1760.0	1806.5	1811.2
17.5°	1511.7	1520.0	1554.5	1609.3	1672.5	1723.6	1766.9	1795.0	1832.3	1880.3	1889.0
20°	1576.2	1586.8	1630.5	1696.0	1772.9	1826.4	1859.5	1865.5	1883.9	1926.8	1936.9
22.5°	1660.0	1669.2	1718.1	1795.9	1882.1	1940.2	1957.7	1933.7	1931.9	1966.4	1976.1
25°	1753.6	1761.9	1818.5	1906.1	1998.7	2062.7	2062.3	2015.7	1983.5	2010.2	2020.3
27.5°	1858.6	1871.5	1925.9	2018.0	2117.1	2180.2	2176.5	2104.6	2043.4	2050.3	2059.0
30°	1979.3	1993.6	2046.6	2140.1	2239.2	2300.9	2296.3	2201.4	2109.2	2090.8	2097.3
32.5°	2129.1	2146.1	2196.3	2288.5	2376.0	2431.8	2418.4	2306.4	2188.5	2148.4	2154.4
35°	2309.2	2319.3	2372.3	2463.1	2534.0	2572.3	2544.2	2428.1	2288.9	2240.6	2240.6
37.5°	2491.7	2499.5	2558.9	2646.9	2715.6	2735.8	2681.0	2561.2	2420.2	2351.6	2353.0
40°	2666.7	2687.9	2754.7	2845.0	2912.8	2918.3	2845.5	2713.3	2566.3	2495.3	2503.6
42.5°	2849.6	2870.4	2950.1	3052.4	3112.3	3121.5	3036.2	2883.7	2731.2	2673.6	2682.9
45°	3012.7	3029.3	3121.5	3240.4	3315.0	3338.9	3238.0	3079.1	2909.5	2853.3	2855.6
47.5°	3126.6	3148.2	3249.6	3389.6	3498.4	3535.2	3436.2	3269.4	3085.1	3016.9	3022.9
50°	3229.8	3241.3	3344.0	3497.0	3635.2	3711.2	3626.4	3457.4	3262.5	3190.1	3196.6
52.5°	3287.3	3302.1	3401.6	3561.0	3724.6	3847.1	3795.5	3626.4	3433.9	3363.4	3371.2
55°	3247.3	3258.3	3377.7	3575.3	3779.9	3931.0	3938.8	3791.9	3602.0	3540.3	3562.4
57.5°	3064.8	3078.6	3224.2	3483.2	3786.8	3987.7	4046.6	3945.3	3759.1	3708.9	3721.8
60°	2779.6	2788.4	2943.6	3234.8	3652.3	4011.2	4115.3	4070.6	3913.0	3862.8	3880.3
62.5°	2271.4	2284.3	2470.0	2860.2	3368.0	3941.6	4181.6	4174.3	4056.3	4010.2	4025.9
65°	1552.7	1575.3	1780.7	2274.2	2929.8	3728.7	4242.0	4295.0	4183.0	4125.0	4145.7
67.5°	937.6	954.2	1103.0	1501.5	2241.9	3299.3	4179.8	4432.3	4272.4	4178.9	4195.9
68°	838.1	853.3	977.7	1355.0	2073.8	3178.2	4123.1	4447.9	4282.1	4177.9	4193.2
70°	506.3	516.5	599.9	837.6	1382.7	2521.1	3736.6	4435.0	4343.8	4190.8	4199.6
72.5°	329.9	333.1	346.9	429.9	706.3	1409.9	2804.5	4132.8	4436.4	4265.9	4264.6
75°	274.1	272.3	273.7	283.4	348.3	618.3	1638.8	3264.8	4229.1	4147.5	4118.5
77.5°	231.7	230.4	229.9	230.4	233.1	298.6	711.4	2033.7	3236.2	3668.8	3694.6
80°	187.5	185.7	191.7	188.9	180.6	185.7	298.1	845.9	1525.5	1641.1	1537.9
82.5°	136.4	129.5	155.3	147.9	141.0	130.8	164.5	273.2	364.0	249.7	175.5
85°	105.0	97.7	117.9	113.3	96.8	66.8	97.7	133.6	147.4	84.3	66.3
87.5°	42.8	45.2	85.2	67.3	56.7	32.3	40.1	53.4	71.9	35.9	27.6
90°	0.0	0.0	0.0	0.0	0.0	0.0	0.0	0.0	0.0	0.0	0.0

Signify Classified - Internal
Cooper Lighting Solutions Photometric Lab
1121 Highway 74 South
Peachtree City, GA 30269

Scaled Data Report



Report Generated By 670245982

Signify Classified - Internal
Cooper Lighting Solutions Photometric Lab
1121 Highway 74 South
Peachtree City, GA 30269

Scaled Data Report



Signify Classified - Internal
Cooper Lighting Solutions Photometric Lab
1121 Highway 74 South
Peachtree City, GA 30269

Scaled Data Report



Signify Classified - Internal
Cooper Lighting Solutions Photometric Lab
1121 Highway 74 South
Peachtree City, GA 30269

Scaled Data Report





--- HS — SS

Signify Classified - Internal
Cooper Lighting Solutions Photometric Lab
1121 Highway 74 South
Peachtree City, GA 30269

Scaled Data Report



u

Signify Classified - Internal
Cooper Lighting Solutions Photometric Lab
1121 Highway 74 South
Peachtree City, GA 30269

Scaled Data Report



(END OF REPORT)